

# Who are New Brunswick's Volunteers?

## Personal and economic characteristics

Twenty-nine percent of New Brunswick residents (174,000 people) volunteered an average of 190 hours each, according to the 2000 National Survey of Giving, Volunteering and Participating.<sup>1</sup> Whether individuals volunteer and how many hours they contribute vary with a number of personal and economic characteristics. This fact sheet explores the relationship between volunteering and age, education level, sex, labour force status, and household size.

### Age

Residents of New Brunswick aged 45 to 64 were the most likely to volunteer (33% volunteered in 2000), while those aged 65 and older were the least likely to do so (21%).

Although comparatively few New Brunswickers aged 65 and older volunteered, this group contributed the most hours on average (292\*). Volunteers aged 15 to 29 contributed the fewest hours on average (111\*).

Volunteers aged 45 to 64 contributed a disproportionately large percentage of total volunteer hours. This group accounted for 34% of volunteers, but contributed 46% of all volunteer hours. A similar pattern is seen among those aged 65 and older (11% of volunteers, 17% of volunteer hours).

### Education

Volunteering in New Brunswick increased with the level of formal education attained. Almost half of New Brunswickers (49%) with a university degree volunteered. In comparison, less than one quarter (23%) of those with a high school diploma or less volunteered.

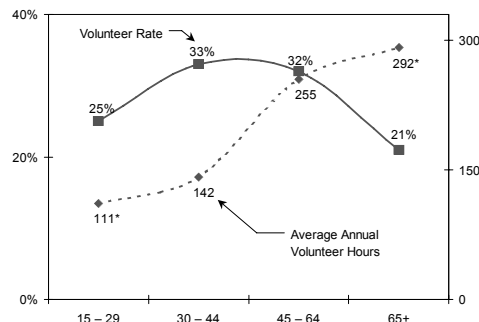
Volunteers with some post-secondary education contributed the most hours on average (254), followed closely by those with a university degree (235\*). Volunteers with a post-secondary certificate or diploma contributed the fewest hours on average (152).

Volunteers with a university degree accounted for a disproportionately large percentage of the total hours volunteered. They made up 19% of volunteers, but contributed 23%\* of all volunteer hours.

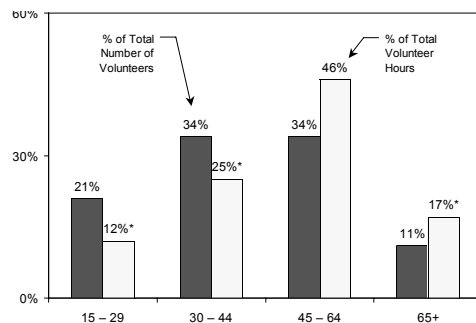
<sup>1</sup> NSGVP estimates are based on reports of charitable giving and volunteering over a one-year period by Canadians aged 15 and older.

\* Sample size limitations affect the reliability of this estimate.

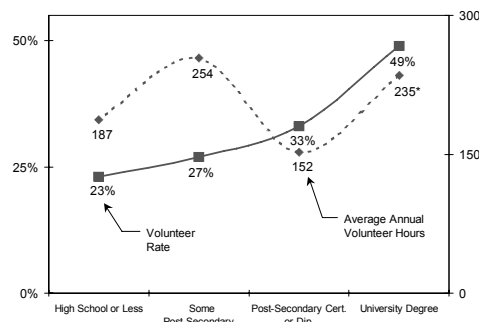
Volunteer Rate and Average Annual Volunteer Hours by Age



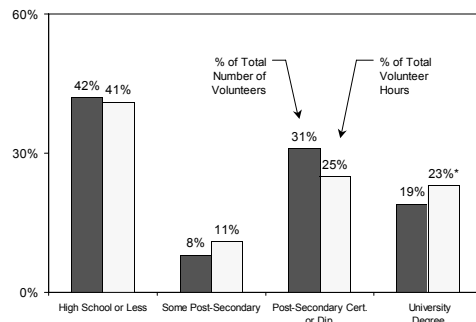
Percentage of Volunteers and Percentage of Total Volunteer Hours by Age



Volunteer Rate and Average Annual Volunteer Hours by Education



Percentage of Volunteers and Percentage of Total Volunteer Hours by Education



**Sex**

Women in New Brunswick were more likely than men to volunteer (31% of women volunteered, compared to 26% of men) and accounted for a higher percentage of the total hours volunteered (55% versus 45%). However, men who volunteered contributed more hours, on average, than did women (195 versus 187).

**Labour force status**

Employed New Brunswickers were more likely to volunteer (31%\*) than were those who were unemployed or not in the labour force (26%).

However, volunteers who were unemployed or not in the labour force contributed significantly more hours on average (239) than did those who were employed (158).

Volunteers who were unemployed or not in the labour force also accounted for a disproportionately large percentage of the total hours volunteered. Although this group accounted for only 40% of volunteers, they contributed 50%\* of total volunteer hours.

**Household size**

New Brunswickers living in larger households were more likely to volunteer. Just under four in ten (38%) of those living in households with four or more members volunteered, while only about one quarter of those living in households with three or fewer members volunteered.

Volunteers living in two-member households contributed the most hours on average (251), while those living in three-member households contributed the fewest (151\*).

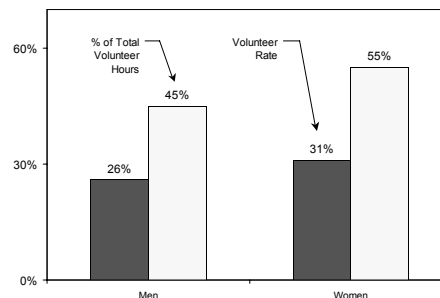
For more information on the 1997 and 2000 National Survey for Giving, Volunteering and Participating, including full text of the highlight report, *Caring Canadians*, *Involved Canadians*, please visit [www.givingandvolunteering.ca](http://www.givingandvolunteering.ca).

We would like to acknowledge the support of our funder, Human Resources Development Canada (HRDC), for the production of this fact sheet.

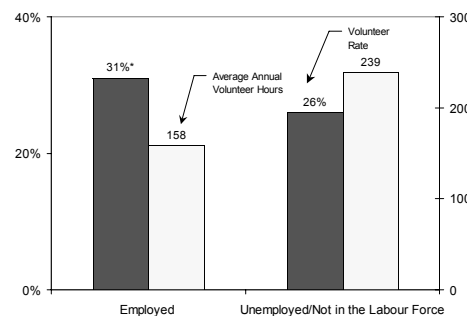
© 2003, Canadian Centre for Philanthropy

Canadian Centre for Philanthropy Research Program  
425 University Ave., Suite 700  
Toronto, ON M5G 1T6  
tel. 416.597.2293  
fax. 416.597.2294

**Volunteer Rate and Percentage of Total Volunteer Hours by Sex**



**Volunteer Rate and Average Annual Volunteer Hours by Labour Force Status**



**Percentage of Volunteers and Percentage of Total Volunteer Hours by Labour Force Status**



**Volunteer Rate and Average Annual Volunteer Hours by Number of Household Members**

