

Who are Alberta's Volunteers?

Personal and economic characteristics

Thirty-nine percent of Alberta residents (approximately 913,000 people) volunteered an average of 139 hours each, according to the 2000 National Survey of Giving, Volunteering and Participating.¹ Whether individuals volunteer and how many hours they contribute vary with a number of personal and economic characteristics. This fact sheet explores the relationship between volunteering and age, education level, sex, labour force status, and household size.

Age

Albertans aged 30 to 44 were the most likely to volunteer (45% volunteered in 2000), while those aged 65 and older were the least likely to do so (21%).

Although comparatively few Albertans aged 65 and older volunteered, this group contributed the most hours on average (273*). Volunteers aged 15 to 29 contributed the fewest hours on average (122).

Volunteers aged 65 and older also accounted for a disproportionately large percentage of total volunteer hours. Although they made up only 7%* of volunteers, they contributed 13%* of all volunteer hours.

Education

More than half (56%) of Albertans with a university degree volunteered. In contrast, only three in ten (30%) of those with a high school diploma or less volunteered.

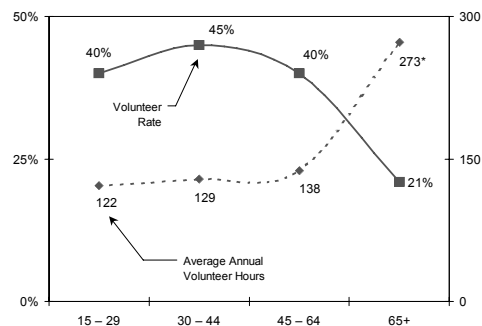
Volunteers with a university degree contributed the most hours on average (150), while those with a post-secondary certificate or diploma contributed the fewest (131).

Volunteers with a university degree also accounted for a disproportionately large percentage of the total hours volunteered. They made up 20% of volunteers, but contributed 22% of all volunteer hours.

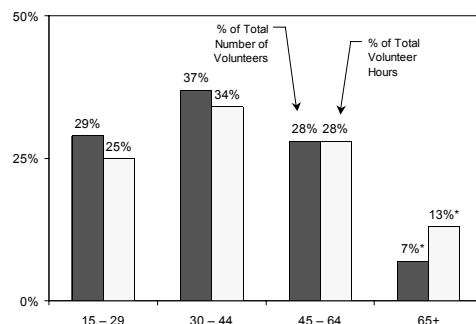
¹ NSGVP estimates are based on reports of charitable giving and volunteering over a one-year period by Canadians aged 15 and older.

* Sample size limitations affect the reliability of this estimate.

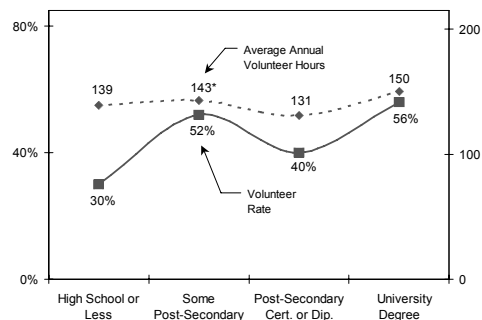
Volunteer Rate and Average Annual Volunteer Hours by Age



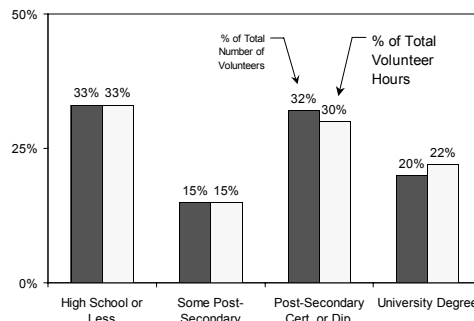
Percentage of Volunteers and Percentage of Total Volunteer Hours by Age



Volunteer Rate and Average Annual Volunteer Hours by Education



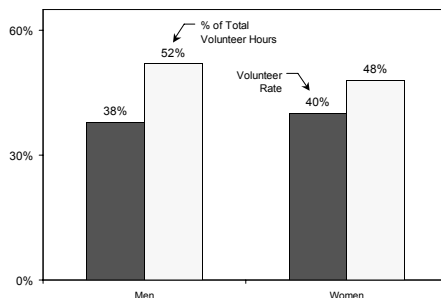
Percentage of Volunteers and Percentage of Total Volunteer Hours by Education



Sex

Women in Alberta were more likely than men to volunteer (40% of women volunteered, compared to 38% of men). However, men who volunteered contributed more hours than did women (149 versus 130) and accounted for a slightly higher percentage of the total hours volunteered (52% versus 48%).

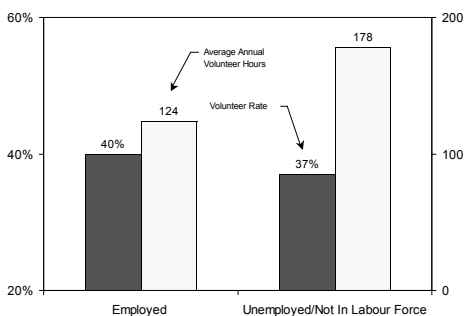
Volunteer Rate and Percentage of Total Volunteer Hours by Sex



Labour force status

Employed Albertans were more likely to volunteer (40%) than were those who were unemployed or not in the labour force (37%).

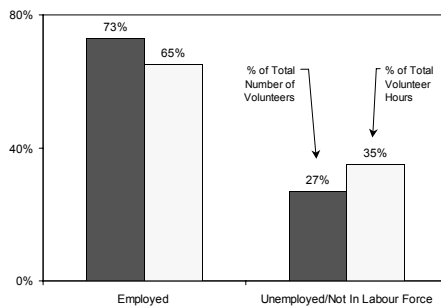
Volunteer Rate and Average Annual Volunteer Hours by Labour Force Status



However, volunteers who were unemployed or not in the labour force contributed more hours on average (178) than did those who were employed (124).

Volunteers who were unemployed or not in the labour force also accounted for a disproportionately large percentage of the total hours volunteered. Although they made up 27% of volunteers, they contributed 35% of all volunteer hours.

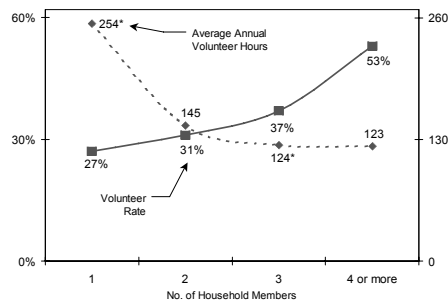
Percentage of Volunteers and Percentage of Total Volunteer Hours by Labour Force Status



Household size

Residents of Alberta living in larger households were more likely to volunteer. Over half (53%) of those living in households with four or more members volunteered, while just over one quarter (27%) of those residing in single-member households did so.

Volunteer Rate and Average Annual Volunteer Hours by Number of Household Members



However, volunteers living in smaller households volunteered more hours on average. Albertans living in single-person households contributed an average of 254* hours, while those living in households with four or more members contributed an average of 123 hours.

For more information on the 1997 and 2000 National Survey for Giving, Volunteering and Participating, including full text of the highlight report, *Caring Canadians*, *Involved Canadians*, please visit www.givingandvolunteering.ca.

We would like to acknowledge the support of our funder, Human Resources Development Canada (HRDC), for the production of this fact sheet.

Canadian Centre for Philanthropy Research Program
425 University Ave., Suite 700
Toronto, ON M5G 1T6
tel. 416.597.2293
fax. 416.597.2294

© 2003, Canadian Centre for Philanthropy

