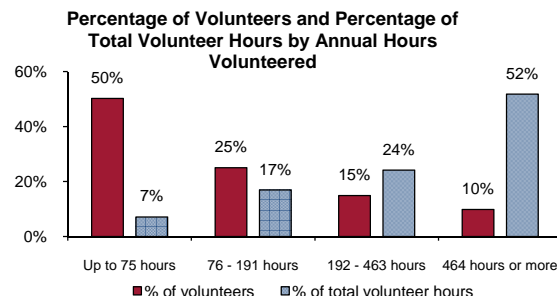


# Volunteering in SASKATCHEWAN

According to the Canada Survey of Giving, Volunteering and Participating (CSGVP), 54% of Saskatchewan residents aged 15 and over (428,000 people) volunteered in 2004. Each volunteer contributed an average of 188 hours, for a total of 81 million hours or the equivalent of approximately 42,000 full-time jobs.

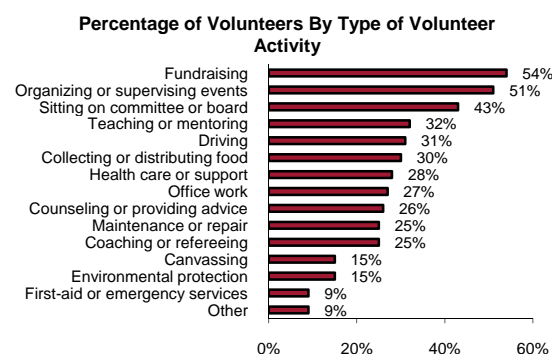
## Much comes from the few

Although many Saskatchewanians volunteer, the majority of volunteer hours are contributed by a small minority. One in ten volunteers contributed 52% of all hours. These volunteers contributed 464 hours or more over the course of the year. Another 24% of volunteer hours came from the 15% of volunteers who contributed between 192 and 463 hours. Together, this top 25% of volunteers (representing 13% of all Saskatchewan residents) contributed 76% of total volunteer hours.



## What volunteers do

The most common activities performed by Saskatchewan volunteers were fundraising (54% of volunteers did this), organizing or supervising events (51%), and sitting on a committee or board (43%).

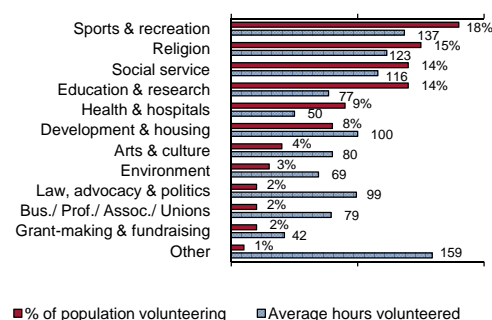


Compared to the rest of Canada, Saskatchewan volunteers were more likely to engage in fundraising (reported by 54% of volunteers in Saskatchewan vs. 46% of volunteers in the rest of Canada), providing health care and support (28% vs. 19%), and driving (31% vs. 19%).

## Where they volunteer

Saskatchewan residents were most likely to volunteer with Sports & Recreation organizations (18% volunteered), followed by Religious (15%), Social Service (14%), and Education & Research (14%) organizations. Smaller numbers of Saskatchewanians volunteered with Law, Advocacy & Politics (2%), Business and Professional Associations and Unions (2%) and Grant-making, Fundraising & Voluntarism Promotion (2%) organizations.

Percentage of Population Volunteering and Average Annual Volunteer Hours By Type of Organizations

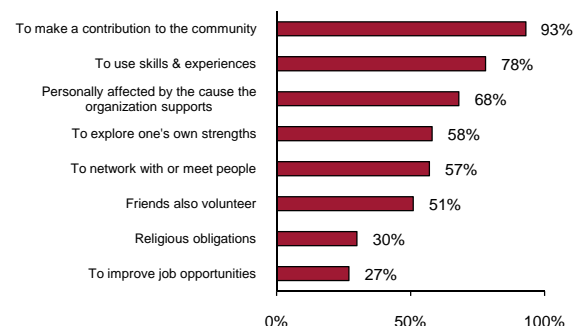


Saskatchewan volunteers tended to contribute the largest number of hours for Sports & Recreation organizations (137), followed by Religious (123) and Social Services (116) organizations. They contributed fewer hours to organizations working in the areas of the Environment (69), Health & Hospitals (50), and Grant-making, Fundraising & Voluntarism promotion (42).

## The motivations of volunteers

Saskatchewan volunteers were most likely to say they volunteered because they wanted to make a contribution to the community (93%), wanted to use their skills and experiences (78%), or had been personally affected by the cause the organization supports (68%). Comparatively few volunteered in order to fulfill religious beliefs or obligations (30%) or to improve their job opportunities (27%).

Percentage of Volunteers Reporting Motivations for Volunteering



# Volunteering in SASKATCHEWAN

**Imagine Canada**  
 2 Carlton Street, Suite 600  
 Toronto, ON M5B 1J3  
 Tel: 416-597-2293  
 Fax: 416-597-2294

This project is funded by the Government of Canada's Social Development Partnerships Program

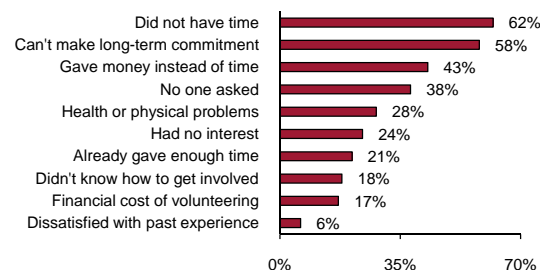
© 2008, Imagine Canada



## Barriers to volunteering

Saskatchewanians who did not volunteer were most likely to say it was because they did not have the time (62%), were unable to make a long-term commitment (58%), or donated money instead of volunteering (43%). They were much less likely to report not knowing how to become involved (18%), the costs of volunteering (17%) or dissatisfaction with previous volunteer experiences (6%) as reasons for not volunteering.

Percentage of Non-Volunteers Reporting Barriers to Volunteering



## Personal and economic characteristics of Saskatchewan volunteers: education level and the presence of children in the household<sup>1</sup>

The likelihood of volunteering in Canada increases with level of education. In Saskatchewan, however, residents with some postsecondary education were most likely to volunteer (73% volunteered), followed closely by those with a university degree (71%). Residents who had not completed high school were least likely to volunteer (45%). Volunteers with some postsecondary education tended to contribute the most average hours (229<sup>E</sup>).

(69%). Although those from households with pre-school and school-aged children were most likely to volunteer, they tended to volunteer fewer hours (161<sup>E</sup> on average) than did others.

Saskatchewanians living in households with only school-aged children contributed a disproportionately large percentage of total volunteer hours, given their numbers (they accounted for 25% of the population but contributed 35% of all volunteer hours).

The likelihood of volunteering in Saskatchewan varied according to whether children were present in the household. Saskatchewanians from households with children present were more likely to volunteer than were those from households without children. Those with both pre-school and school-aged children present were most likely to volunteer (72%), followed by those with only school-aged children

Percentage of Population Who Volunteer and Distribution of Volunteer Hours by Education and Presence of Children in the Household

	% Volunteering	Average Volunteer Hours	% of Pop.	% Volunteer Hours
<b>Education</b>				
Less than high school	45%	195 <sup>E</sup>	23%	19% <sup>E</sup>
Graduated from high school	46%	148	23%	15%
Some postsecondary	73%	229 <sup>E</sup>	6%	10% <sup>E</sup>
Postsecondary diploma	57%	181	34%	34%
University degree	71%	213	15%	21%
<b>Presence of children</b>				
No children in household	46%	186	63%	52%
Pre-school aged children only	59%	180 <sup>E</sup>	5%	5% <sup>E</sup>
Both pre-school and school aged children	72%	161 <sup>E</sup>	7%	8% <sup>E</sup>
School aged children only	69%	201	25%	35%

<sup>E</sup> Use with Caution

<sup>1</sup> Volunteering tends to vary with the personal and economic characteristics of the individual. This fact sheet focuses on education and presence of children in the household, but many other characteristics are important. For more information, readers should refer to *Caring Canadians, Involved Canadians: Highlights from the 2004 Canada Survey of Giving, Volunteering and Participating*, available at [http://www.givingandvolunteering.ca/pdf/CSGVP\\_Highlights\\_2004\\_en.pdf](http://www.givingandvolunteering.ca/pdf/CSGVP_Highlights_2004_en.pdf).

This project is funded by the Government of Canada's Social Development Partnerships Program. The opinions and interpretations in this publication are those of the author and do not necessarily reflect those of the Government of Canada.