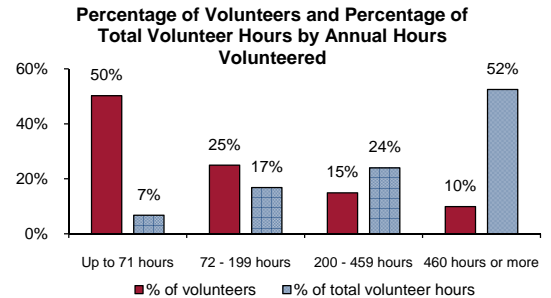


# Volunteering in NEW BRUNSWICK

According to the Canada Survey of Giving, Volunteering and Participating (CSGVP), 44% of New Brunswick residents aged 15 and over (273,000 people) volunteered in 2004. Each volunteer contributed an average of 185 hours, for a total of 51 million hours or the equivalent of approximately 26,500 full-time jobs.

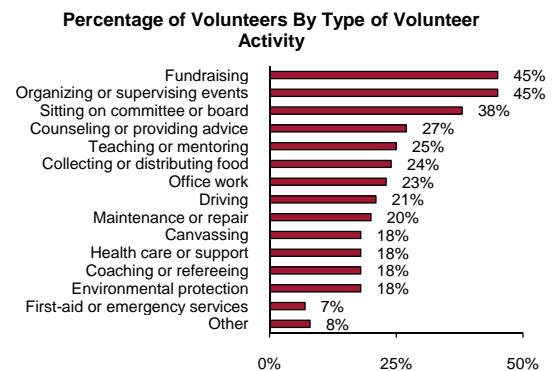
## Much comes from the few

Although many New Brunswickers volunteer, the majority of volunteer hours are contributed by a small minority. One in ten volunteers contributed 52% of all hours. These volunteers contributed 460 hours or more over the course of the year. Another 24% of all volunteer hours came from the 15% of volunteers who contributed between 200 and 459 hours. Together, this top 25% of volunteers (representing 11% of all New Brunswick residents) contributed 76% of total volunteer hours.



## What volunteers do

The most common activities performed by New Brunswick volunteers were fundraising (45% of volunteers did this), organizing or supervising events (45%), and sitting on a committee or board (38%).

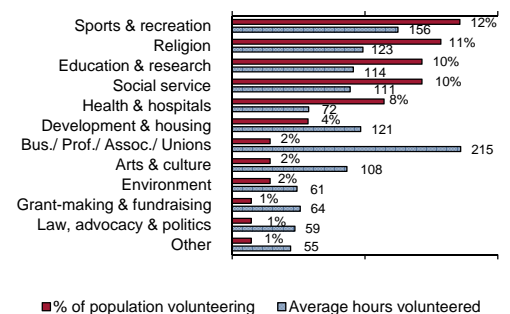


Compared to the rest of Canada, New Brunswick volunteers were less likely to engage in teaching, educating, or mentoring (reported by 25% of volunteers in New Brunswick vs. 31% of volunteers in the rest of Canada).

## Where they volunteer

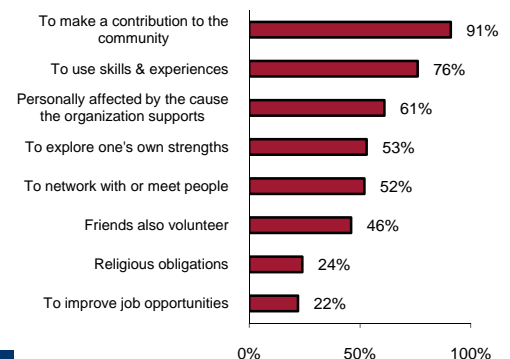
New Brunswick residents were most likely to volunteer with Sports & Recreation organizations (12% volunteered), followed by Religious (11%), Education & Research (10%), and Social Services (10%) organizations. Smaller numbers volunteered with Grant-making, Fundraising & Voluntarism Promotion and Law, Advocacy & Politics (1% in each) organizations.

**Percentage of Population Volunteering and Average Annual Hours Volunteered By Organization**



Volunteers contributed the largest number of hours for Business and Professional Associations and Unions (215 on average) and Sports & Recreation organizations (156), followed by Religious (123) and Development & Housing (121) organizations. They contributed fewer hours to organizations working in the areas of Grant-making, Fundraising & Voluntarism Promotion (64), Environment (61), and Law, Advocacy & Politics (59).

**Percentage of Volunteers reporting Specific Motivations for Volunteering**



## The motivations of volunteers

New Brunswick volunteers were most likely to say they volunteered because they wanted to make a contribution to the community (91%), wanted to use their skills and experiences (76%), or had been personally affected by the cause the organization supports (61%). Comparatively few volunteers volunteered in order to fulfill religious beliefs or obligations (24%) or to improve their job opportunities (22%).

# Volunteering in NEW BRUNSWICK

**Imagine Canada**  
2 Carlton Street, Suite 600  
Toronto, ON M5B 1J3  
Tel: 416-597-2293  
Fax: 416-597-2294

This project is funded by the  
Government of Canada's  
Social Development  
Partnerships Program.

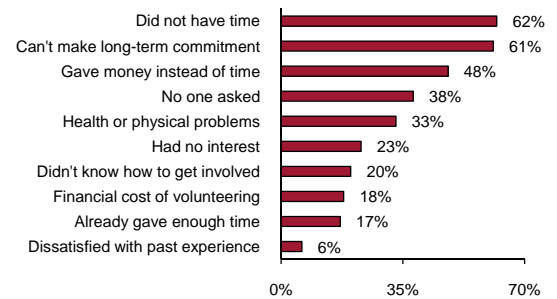
© 2008, Imagine Canada



## Barriers to volunteering

New Brunswickers who did not volunteer were most likely to say that it was because they did not have the time (62%), were unable to make a long-term commitment (61%), or donated money instead of volunteering (48%). They were much less likely to cite the costs of volunteering (18%), having contributed enough time already (17%), or dissatisfaction with previous volunteer experiences (6%) as reasons for not volunteering.

Percentage of Non-Volunteers Reporting Barriers to Volunteering



## Personal and economic characteristics of New Brunswick volunteers: age and education<sup>1</sup>

People aged 15 to 24 were most likely to volunteer (56%), followed by those aged 35 to 44 (50%). Those aged 65 and older were least likely to volunteer (29%). Volunteers aged 55 to 64 contributed the most hours (240 on average), followed closely by those aged 65 and older (238). Volunteers between the ages of 25 and 34, by contrast, volunteered the fewest hours (101 on average).

Residents who had not completed high school contributed a disproportionately small percentage of total volunteer hours (they accounted for 27% of the population but contributed only 18% of total hours). By contrast, those with a postsecondary diploma or a university degree contributed a disproportionately large percentage of total volunteer hours.

New Brunswickers with a university degree were most likely to volunteer (69%) while those who had not completed high school were the least likely to do so (30%). Volunteers who contributed the most hours on average were those with a postsecondary diploma and those with a university degree (210 and 192 respectively).

Percentage of Population Who Volunteer and Distribution of Volunteer Hours by Age and Education

	% Volunteering	Average Volunteer Hours	% of Pop.	% Volunteer Hours
<b>Age</b>				
15 to 24	56%	169	16%	19%
25 to 34	44%	101	16%	9% <sup>E</sup>
35 to 44	50%	177	19%	21%
45 to 54	41%	221	19%	22%
55 to 64	41%	240	14%	17%
65 and over	29%	238	15%	13% <sup>E</sup>
<b>Education</b>				
Less than high school	30%	181	27%	18%
Graduated from high school	47%	163	17%	15% <sup>E</sup>
Some postsecondary	52%	135 <sup>E</sup>	7%	6% <sup>E</sup>
Postsecondary diploma	45%	210	35%	40%
University degree	69%	192	14%	22%

<sup>E</sup> Use with caution

<sup>1</sup> Volunteering tends to vary with the personal and economic characteristics of the individual. This fact sheet focuses on age and education, but many other characteristics are important. For more information, readers should refer to *Caring Canadians, Involved Canadians: Highlights from the 2004 Canada Survey of Giving, Volunteering and Participating*, available at [http://www.givingandvolunteering.ca/pdf/CSGVP\\_Highlights\\_2004\\_en.pdf](http://www.givingandvolunteering.ca/pdf/CSGVP_Highlights_2004_en.pdf)

This project is funded by the Government of Canada's Social Development Partnerships Program. The opinions and interpretations in this publication are those of the author and do not necessarily reflect those of the Government of Canada.