

# Volunteering in Saskatchewan

## How many? How much?

More than four in ten Saskatchewan residents (42% or 323,000 people) volunteered through a charitable or nonprofit organization, according to the 2000 National Survey of Giving, Volunteering and Participating.<sup>1</sup> Although this represents a decrease from 47% in 1997, the percentage of Saskatchewan residents who volunteered was the highest in the country in 2000, as it was in 1997.

Saskatchewan volunteers contributed more time, on average, in 2000, giving 154 hours of their time, an increase of 15% from the 1997 average of 134 hours.

In total, Saskatchewan residents volunteered 49.7 million hours in 2000, or the equivalent of almost 26,000 full-time jobs. This is a substantial increase since 1997, when they volunteered 48.3 million hours.

## Much comes from the few

In Saskatchewan, 44%\* of all volunteer hours were contributed by the 10% of volunteers who gave 369 hours or more of their time. An additional 27% of volunteer hours were contributed by the 15% of volunteers who gave between 192 and 368 hours during the year.

Combined, these two groups accounted for 25% of volunteers, but 70%<sup>2</sup> of all volunteer hours.

## What volunteers do

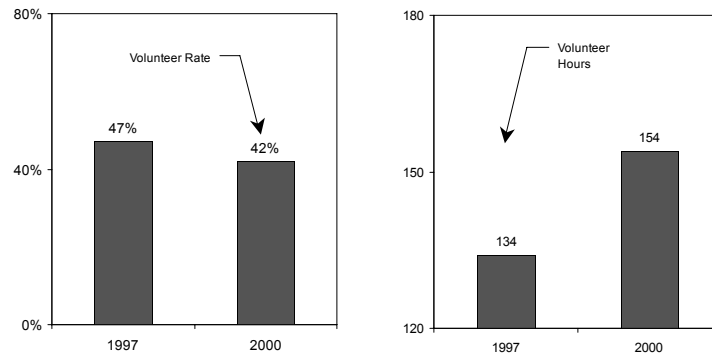
While Saskatchewan's volunteers engaged in a wide range of voluntary activities, the most common were helping to organize activities (58% of volunteers), serving as a member of a board or committee (48%), and canvassing, campaigning, or fundraising (48%). This pattern is broadly similar to most other provinces.

<sup>1</sup> NSGVP estimates are based on reports of charitable giving and volunteering over a one-year period by Canadians aged 15 and older.

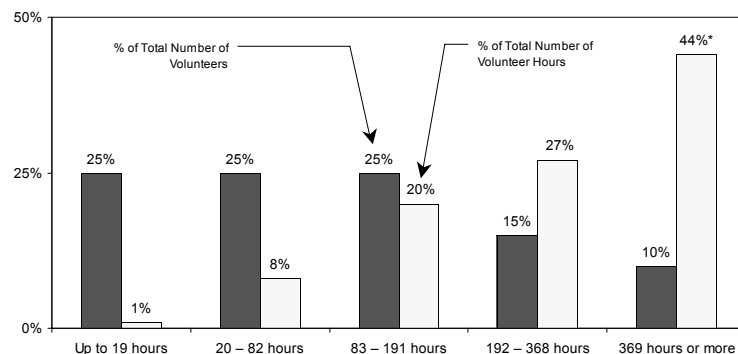
<sup>2</sup> This figure does not agree with the sum calculated from the corresponding chart due to rounding of the components presented in the chart.

\* Sample size limitations affect the reliability of this estimate.

Percentage of Population Volunteering and Average Annual Volunteer Hours

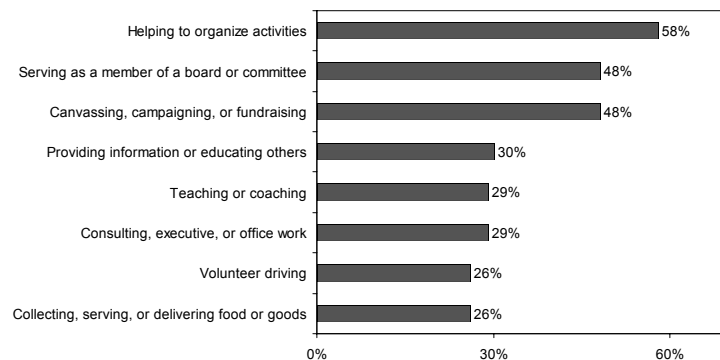


Percentage of Volunteers and Percentage of Total Volunteer Hours by Annual Hours Volunteered



Note. Percentages do not add up to 100% due to rounding

Percentage of Volunteers Engaging in Each Type of Volunteer Activity



### Where they volunteer

While volunteers contributed time to many types of organizations, most volunteering occurred in organizations devoted to:

- Arts, Culture, and Recreation (30% of volunteer events<sup>3</sup> and 35% of volunteer hours),
- Religion (16% of events and 20% of hours),
- Social Services (16% events and 16% hours),
- Education and Research (13% and 12%), and
- Health (8%\* and 4%\*).

Volunteers in Saskatchewan devoted more of their support (both in terms of volunteer events and hours volunteered) to arts, culture, and recreation organizations than did volunteers in any other province.

### How volunteers get involved

As in the rest of the Canada, the most common way for Saskatchewan residents to become volunteers was to be asked by someone in the organization (29%). Almost a quarter of volunteers said they became involved because they were members of the organization (23%). Thirteen percent became involved either because their child or spouse was involved, or as a result of approaching the organization on their own.

Volunteers in Saskatchewan were more likely than volunteers in any other province to become involved because they were members of the organization.

### How long volunteers have been involved

Compared to the rest of the country, Saskatchewan volunteers tend to volunteer for the same organization for very long periods of time. Twenty seven percent of volunteers in Saskatchewan had been involved with an organization for ten years or more — more than any other province.

<sup>3</sup> A “volunteer event” is defined as all voluntary activities for a particular organization, regardless of whether those activities took the form of a single episode of volunteering or multiple episodes of volunteering over time.

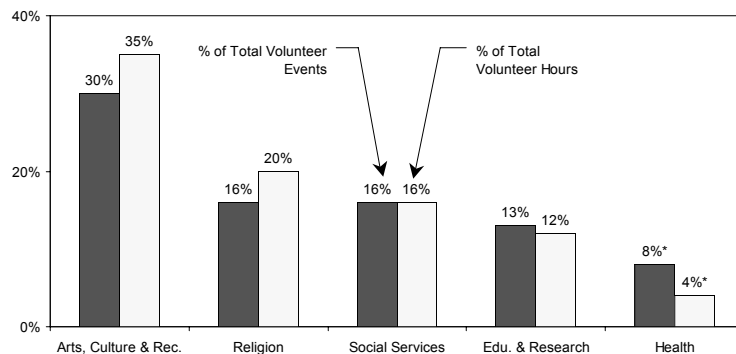
For more information on the 1997 and 2000 National Survey for Giving, Volunteering and Participating, including full text of the highlight report, *Caring Canadians*, *Involved Canadians*, please visit [www.givingandvolunteering.ca](http://www.givingandvolunteering.ca).

We would like to acknowledge the support of our funder, Human Resources Development Canada (HRDC), for the production of this fact sheet.

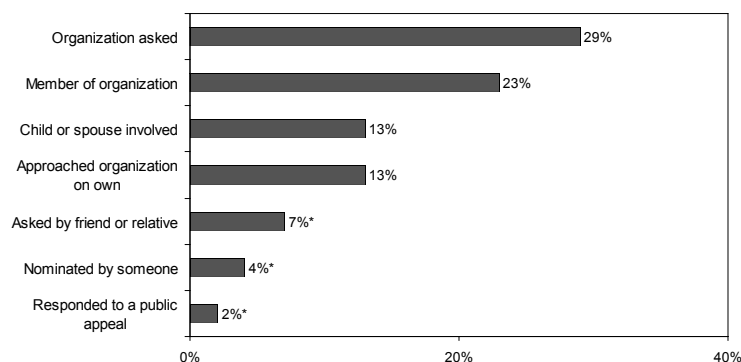
© 2003, Canadian Centre for Philanthropy

Canadian Centre for Philanthropy Research Program  
425 University Ave., Suite 700  
Toronto, ON M5G 1T6  
tel. 416.597.2293  
fax. 416.597.2294

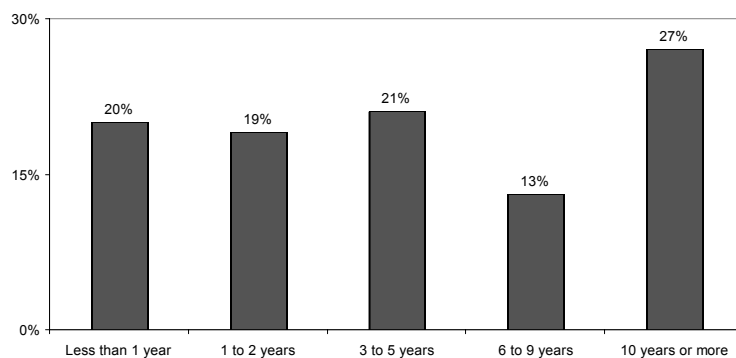
Percentage of Volunteer Events and Volunteer Hours by Type of Organization



Percentage of Volunteer Events by Method of Becoming Involved



Percentage of Volunteers by Length of Involvement



Note. Percentages do not add up to 100% due to rounding

