

The Giving and Volunteering of New Canadians

Just under one in six (16%) Canadians who responded to the 2000 National Survey of Giving, Volunteering and Participating (NSGVP)¹ were or had been landed immigrants. This fact sheet describes the giving and volunteering behaviours of these individuals.

Giving

Immigrants to Canada were somewhat more likely to donate than were Canadians generally (82% vs. 78% donated, respectively). They also tended to make larger annual donations on average (\$313 vs. \$259, respectively).

Both the likelihood of donating and the average amount donated increased with the length of time immigrants had lived in Canada. Just over seven in ten (71%) of those who arrived after 1989 donated, compared to 90% of those who arrived before 1966. Similarly, those who arrived after 1989 made average donations of \$172, compared to \$426 for those who arrived before 1966.

Immigrants to Canada devoted more of their support to religious organizations than did Canadians generally. Three fifths (60%) of the money donated by immigrants went to religious organizations, compared to just under one half (49%) of the money donated by all Canadians.

Established immigrants² were more likely than recent immigrants³ and Canadians generally to donate because they, or someone they knew, had been personally affected by the cause supported by the organization (70% of established immigrant donors, 51% of recent immigrant donors, 69% of Canadian donors generally).

Recent immigrants were more likely than established immigrants and Canadians generally to say that they did not donate more because they wanted to save money for their own future needs (62% of recent immigrant donors, 46% of established immigrant donors, 51% of Canadian donors generally), could not find a cause worth supporting (30% vs. 21% vs. 15%), or did not know where to donate (22% vs. 7%* vs. 9%).

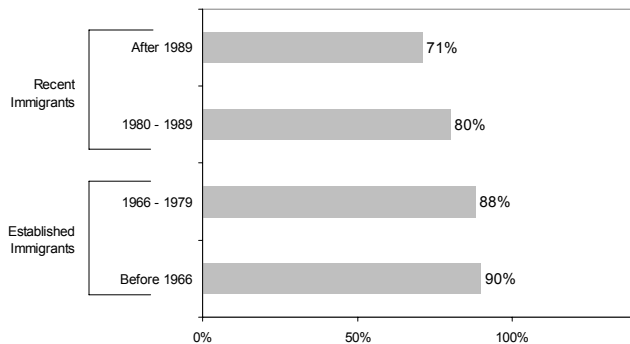
¹ NSGVP estimates are based on reports of charitable giving and volunteering over a one-year period by Canadians aged 15 and older.

² Established immigrants are those who immigrated during or before 1979.

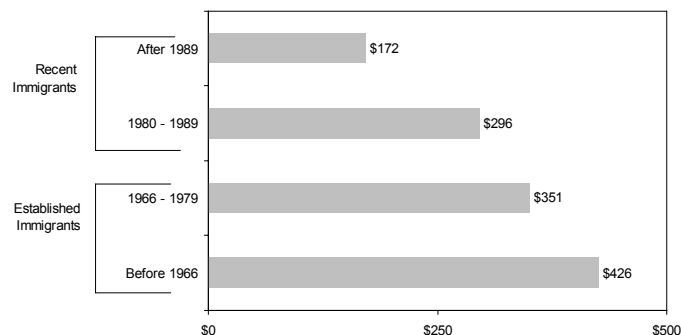
³ Recent immigrants are those who immigrated during or after 1980.

* Sample size limitations affect the reliability of this estimate.

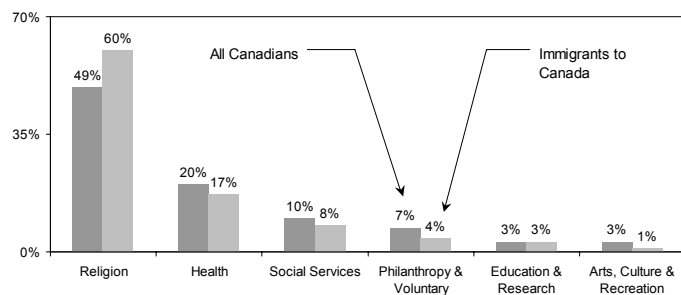
Donor Rate by Period of Immigration



Average Annual Donation by Period of Immigration



Percentage of the Value of Donations by Type of Organization, All Canadians vs. Immigrants to Canada



Volunteering

Immigrants to Canada were somewhat less likely to volunteer than were Canadians generally (21% vs. 27% volunteered, respectively). They also tended to volunteer less on average (144 hours vs. 162 hours per year, respectively).

Both the likelihood of volunteering and the number of hours volunteered increased with the length of time immigrants had lived in Canada. One quarter (25%) of established immigrants volunteered, compared to 18% of recent immigrants. Similarly, established immigrants volunteered 177 hours, on average, compared to 102 hours for recent immigrants.

Immigrants to Canada devoted more of their volunteer time to religious organizations than did Canadians generally. More than one quarter (28%) of the hours volunteered by immigrants went to religious organizations, compared to just 16% of the hours donated by all Canadians.

Established immigrants were more likely than recent immigrants and Canadians generally to volunteer because they or someone they knew was personally affected by the cause supported by the organization they volunteered for (74% of established immigrant volunteers, 58%* of recent immigrant volunteers, and 69% of Canadian volunteers generally).

Recent immigrants were more likely than established immigrants and Canadians generally to say that they did not volunteer because they had not been asked (48% of recent immigrants, 34% of established immigrants, and 37% of Canadians generally), did not know how to become involved (41% vs. 23% vs. 20%), or had concerns about the financial costs of volunteering (26% vs. 13% vs. 19%).

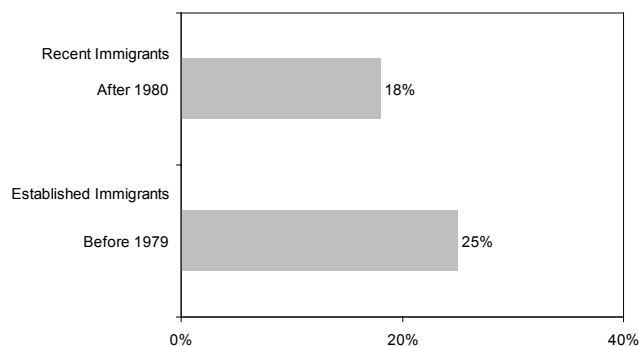
For more information on the 1997 and 2000 National Survey for Giving, Volunteering and Participating, including full text of the highlight report, *Caring Canadians*, *Involved Canadians*, please visit www.givingandvolunteering.ca.

We would like to acknowledge the support of our funder, Human Resources Development Canada (HRDC), for the production of this fact sheet.

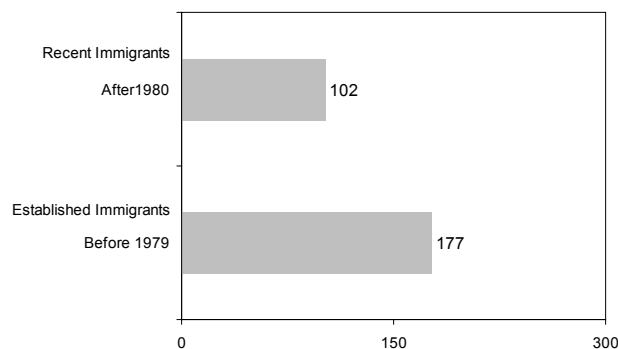
© 2004, Canadian Centre for Philanthropy

Canadian Centre for Philanthropy
Research Program
425 University Ave., Suite 700
Toronto, ON M5G 1T6
tel. 416.597.2293
fax. 416.597.2294

Volunteer Rate by Period of Immigration



Average Annual Volunteer Hours by Period of Immigration



Percentage of Volunteer Hours by Type of Organization, All Canadians vs. Immigrants to Canada

